



Steering Damper Road & Track

Owner's Manual



ADVANCED SUSPENSION TECHNOLOGY

Safety Precautions

Safety Symbols

In this manual, mounting instructions and other technical documents, important information concerning safety is distinguished by the following symbols:



*The Safety Alert Symbol means: Warning!
Your safety is involved.*

Warning!

The Warning Symbol means: Failure to follow warning instructions can result in severe or fatal injury to anyone working with, inspecting or using the steering damper, or to bystanders.

Caution!


The Caution Symbol means: Special precautions must be taken to avoid damage to the steering damper.

Note!

The Note Symbol indicates information that is important regarding procedures.

Note!

The steering damper is a very important part of the vehicle and will affect the stability.

 *Read and make sure that you understand the information in this manual and the mounting instructions before you use this product. If you have any questions regarding installation or maintenance please contact your nearest Öhlins dealer.*


Safety Precautions


Note!

Öhlins Racing AB can not be held responsible for any damage to the steering damper, vehicle, other property or injury to persons, if the instructions for installing and maintenance are not followed exactly.

Warning!

This product was developed and designed exclusively for a specific vehicle model and should only be installed on the intended vehicle model in its original condition as delivered from the vehicle manufacturer.

 *After installing this product, take a test ride at low speed to make sure that your vehicle has maintained its stability.*

 *If the suspension makes an abnormal noise, or the function is irregular, or if you notice any leakage from the product, please stop the vehicle immediately and return the product to an Öhlins Service Centre.*

Note!

When working on this product, always consult your Vehicle Service Manual.

Note!

This Manual should be considered as a part of the product and should therefore accompany the product throughout its life cycle.

Service Interval

Recommended inspection by an authorized Öhlins Service Centre:

Street/Road	Every 20 000-30 000km
Race Track	Every 10 hours of use

Disposal

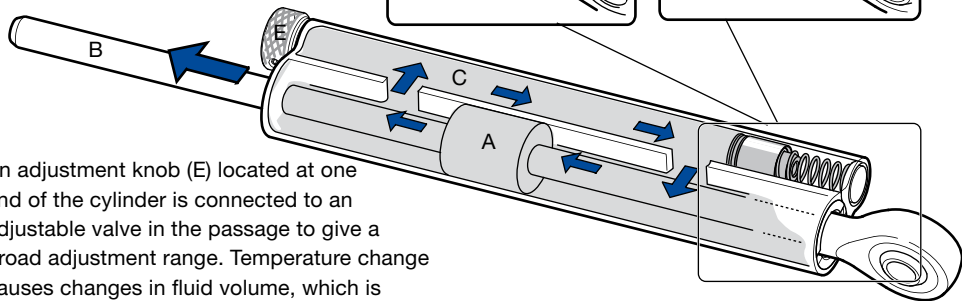
Discarded Öhlins products should be handed over to an authorized Öhlins workshop or distributor for proper disposal.

© Öhlins Racing AB. All rights reserved. Any reprinting or unauthorized use without the written permission of Öhlins Racing AB is prohibited.
Printed in Sweden.

Öhlins Steering Damper

How does it work?

The Öhlins Steering Damper has a piston (A) that is fixed on the shaft (B) and pushes the fluid (blue arrows) through a separate parallel passage (C) in the cylinder (D).



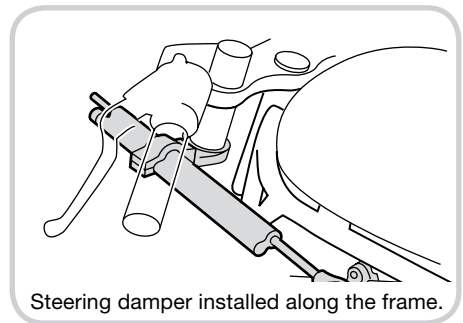
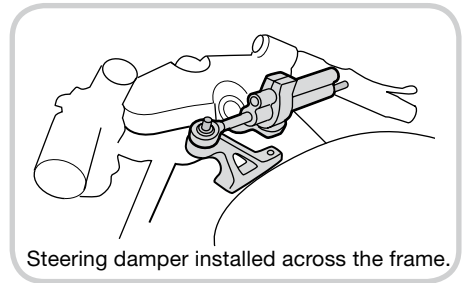
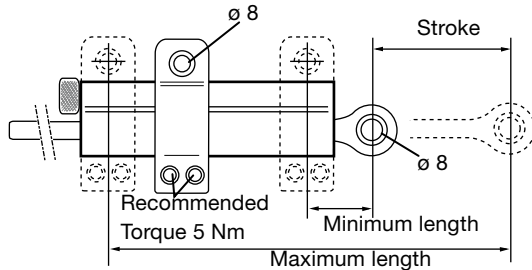
An adjustment knob (E) located at one end of the cylinder is connected to an adjustable valve in the passage to give a broad adjustment range. Temperature change causes changes in fluid volume, which is controlled by a pressurized reservoir (F) located at the other end of the steering damper. The fluid is pressurized either by a compressed closed cell rubber foam (Fig 1), or by a spring preloaded dividing piston (Fig 2).

The seals and bushing in the Öhlins Steering Damper are PTFE-coated to achieve the lowest friction level possible.

Öhlins Steering Damper

The Öhlins Steering Damper comes in different lengths and strokes:

	Stroke (mm)	Min. Length (mm)	Max. Length (mm)
SD 000	63	36.5	223.5
SD 001	68	34.5	231.5
SD 002	90	34.5	275.5
SD 003	120	34.5	335.5
SD 004	140	34.5	375.5
SD 005	150	36.5	397.5



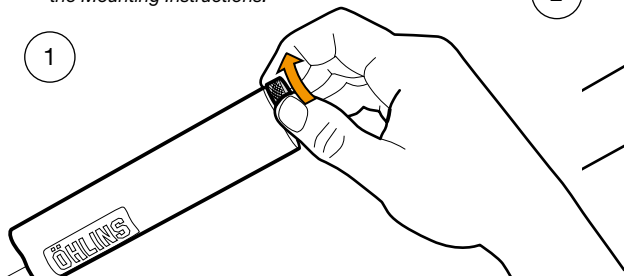
Adjust

The adjustment knob has up to 18 different positions and counts in number of clicks from maximum hard to maximum soft position.

How to set

1. Set the damper to maximum hard by turning the knob clockwise until it stops.
2. Set the damper to 10* clicks counter clockwise towards maximum soft position.
3. Go for a test ride.

* If no other recommendations are given in the Mounting Instructions.

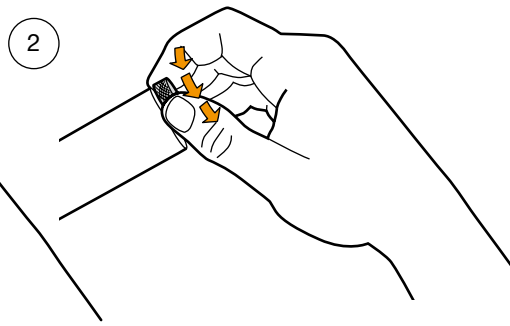


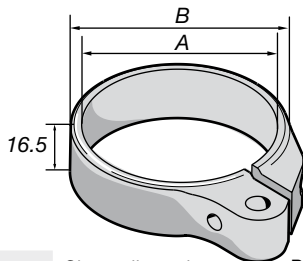
If your vehicle feels unstable, turn the adjustment knob clockwise two steps at a time, until you have the performance you desire.

In urban areas we recommend you to set the steering damper to maximum soft.

⚠ Warning!

Do not set the damper to less than 5 clicks.





Part No.	Fork leg dimension	Clamp dimension A x B
02235-01	38	38x44
02235-02	39	39x45
02235-03	40	40x46
02235-04	41	41x47
02235-05	42	42x48
02235-06	43	43x49
02235-07	44	44x50
02235-08	45	45x51

Part No.	Fork leg dimension	Clamp dimension A x B
02235-09	46	46x52
02235-11	50	50x56
02235-13	52	52x58
02235-14	53	53x59
02235-15	53.5	53.5x59.5
02235-16	54	54x60
02235-17	55	55x61

It was the 1970's, a young man named Kenth Öhlin spent most of his spare time pursuing his favourite sport: motocross. A careful observer, Kenth's attention was continually drawn to one specific detail - motocross bikes had more engine power than their suspension could handle. It was not long before Kenth realised that better performance could be achieved by improved wheel suspension.

Öhlins Racing was established in 1976, and just two years later the company won its first World Championship title. Despite being in the business for 30 years, the search for perfection and new functions is still the main focus of the company.

Congratulations! You are now the owner of an Öhlins Steering damper. More than one hundred World Championships and other major world titles are definitive proof that Öhlins steering dampers offer outstanding performance and reliability.

Every product has gone through rigorous testing and engineers have spent thousands of hours, doing their very best to use every possible experience from our 30 years within the racing sport.

The product that you now have in your possession is pure racing breed that is built to withstand.

By installing this steering damper on your vehicle you have made a clear statement... you are a serious rider with a focus on getting the maximal handling ability and outstanding feedback from your vehicle.

Along comes the fact that your steering damper will be a long lasting friend, delivering the very best of comfort and performance every time you go for a ride. Go explore!

Part No 07261-01_2 | Issued 2009-09-11 | © Öhlins Racing AB

Your Öhlins retailer:

Öhlins Racing AB
Box 722
SE-194 27, Upplands Väsby
Sweden



Phone: +46 (0)8 590 025 00

Fax: +46 (0)8 590 025 80

www.ohlins.com



ADVANCED SUSPENSION TECHNOLOGY

www.ohlins.com