

👁 Note!

Please note that there can be small differences between your product and the images in these instructions.

👁 Note!

Please note that during storage and transport, especially at high ambient temperature, some of the oil and grease used for assembly may leak and stain the packaging. This will not cause damage to the product, wipe off the excessive oil or grease with a cloth.

Kit Contents		
Description	Part No	Pcs
Shock absorber	KA 400	1
Mounting spacers	01218-39	2
Sticker Memo notes	01180-01	1
Sticker set Öhlins		1
Owner's manual	07242-07	1

👁 Note!

Before you install this product, check the kit contents. If anything is missing, please contact an Öhlins dealer.

⚠ Warning!

Before you install this product, read the Öhlins Owner's manual. This product is an important part of the vehicle and the vehicle stability.

Shock absorber for Kawasaki ZX4RR (ZX4R)

KA 400

Mounting Instructions

MOUNTING INSTRUCTIONS

⚠ Warning!

We strongly recommend to let an Öhlins dealer install this product.

⚠ Warning!

If you work with a lifted vehicle, make sure that it is safely supported to prevent it from tipping over.

👁 Note!

When you work with this product, see the vehicle service manual for vehicle specific procedures and important data.

👁 Note!

Before you install this product clean the vehicle.

1

Put the motorcycle on a work stand so that the rear wheel barely touches the ground.

2

Remove the original shock absorber.

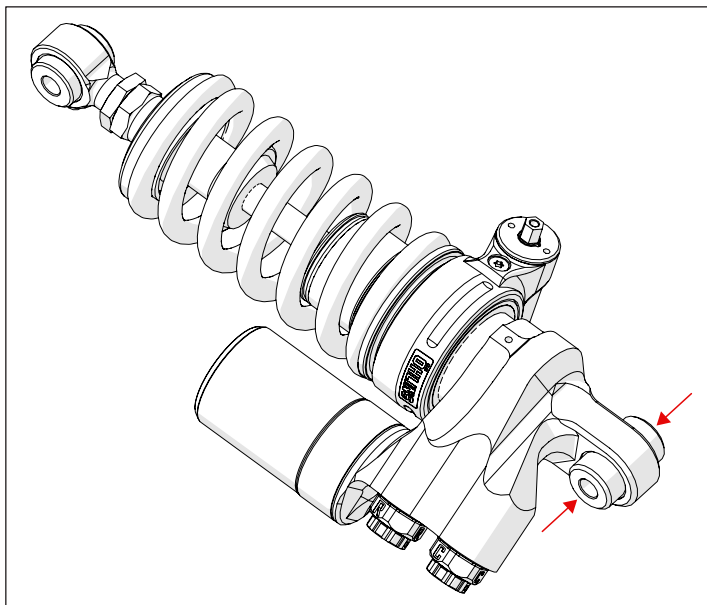
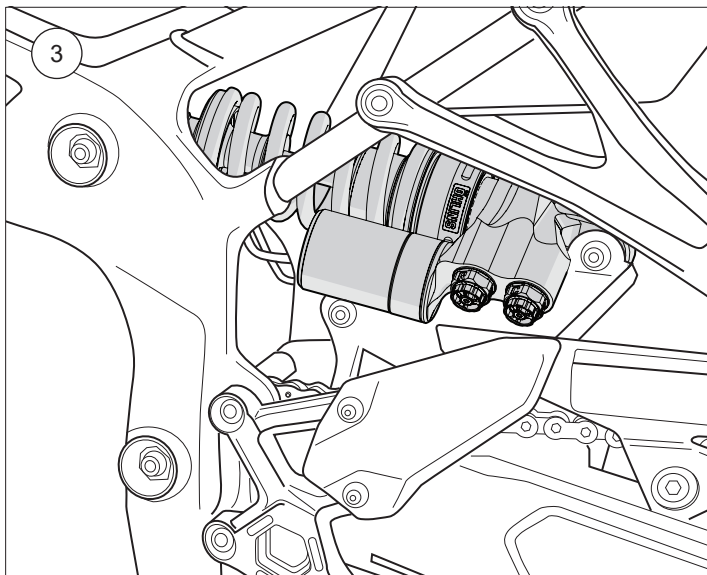
3

Install the Öhlins shock absorber with the reservoir / cylinder head pointing rearward.

👁 Note!

For ZX4R the mounting spacers in the cylinder head need to be tapped out with a hammer and punch and the supplied spacers mounted instead.

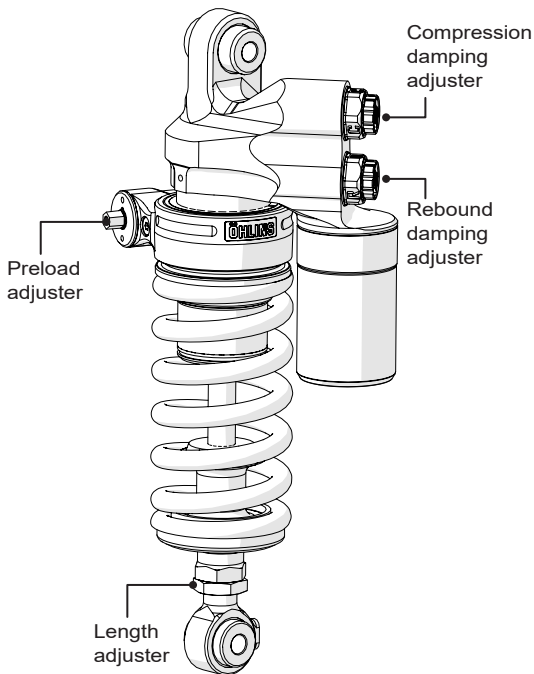
MOUNTING INSTRUCTIONS



ADJUSTMENTS

⚠ Warning!

Before you ride/drive, always make sure that the setup is according to the recommended setup data. Read about adjustments and setting up in the Öhlins Owner's Manual before you make any adjustments. Contact an Öhlins dealer if you have any questions about setting up.



SETUP DATA

Length	309 +2/-4	mm
Stroke	50	mm
Rebound	14	clicks
Compression	12	clicks
Spring preload	19	mm

Recommended Free sag and Ride height

R1-R2	10	mm
R1-R3	26	mm
F1-F2	33	mm
F1-F3	43	mm

Recommended spring

21041-29 (90 N/mm)

Spring free length 150 mm.

Öhlins products are subject to continuous improvement and development, therefore, although these instructions include the most up-to-date information available at the time of printing, minor updates may occur.

To find the latest information contact an Öhlins distributor. Please contact Öhlins if you have any questions regarding the contents in this document.

Part no. MI_KA400_0
Issued 2024-04-26

© Öhlins Racing AB. All rights reserved. Any reprinting or unauthorized use without the written permission of Öhlins Racing AB is prohibited.

Öhlins Racing AB
Box 722
S-194 27 Upplands Väsby, Sweden
Phone +46 8 590 025 00
fax +46 8 590 025 80



www.ohlins.com