



Note!

Please note that this image is a general representation of the product and may differ slightly from your product.

Note!

Please note that during storage and transportation, especially at high ambient temperature, some of the oil and grease used for assembling may leak and stain the packaging. This is in no way detrimental to the product, wipe off the excessive oil/grease with a cloth.

Note!

Before installing this product, check the contents of the kit. If anything is missing, please contact an Öhlins dealer.

Kit Contents

Description	Part No	Pcs
Shock absorber	IN524	2
Sticker Öhlins	00192-01	2
Sticker Öhlins	01185-01	2
Sticker Öhlins	01185-04	2
C-spanner	60710-01	2
Owner's manual	07241-02	1

Warning!

This product is designed to use without saddlebags if in doubt, please check to ensure fit.

Warning!

Before installing this product, read the Öhlins Owner's Manual. The shock absorber is an important part of your vehicle and will affect the stability.

Shock Absorber for Indian Scout

IN 524

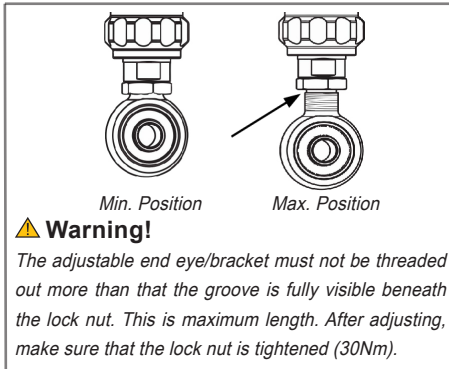
Mounting Instructions



ADJUSTMENTS

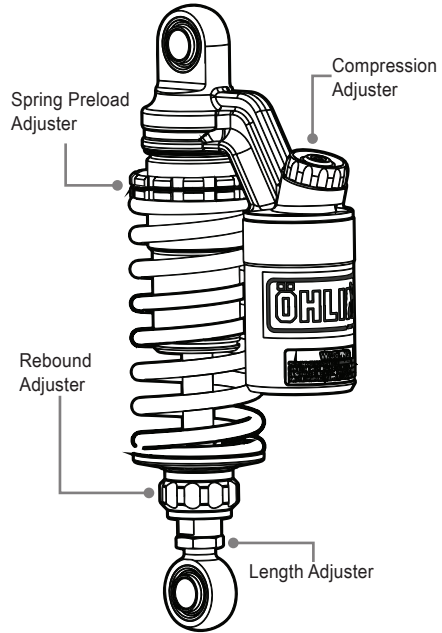
⚠ Warning!

Before riding, always make sure that the basic settings made by Öhlins are according to recommended Set-up Data. Read about adjustments and setting up in the Öhlins Owner's Manual before you make any adjustments. Contact an Öhlins dealer if you have any questions about setting up.



⚠ Warning!

The adjustable end eye/bracket must not be threaded out more than that the groove is fully visible beneath the lock nut. This is maximum length. After adjusting, make sure that the lock nut is tightened (30Nm).



SET-UP DATA

Recommended set-up

Spring Preload	30 mm
Compression Adjuster.....	15 Clicks
Rebound Adjuster	12 Clicks

Spring

Part No	60281-30
Free spring length	180 mm
Spring rate.....	41N/mm
Preload adjustment range	[0-53]mm

Shock absorber data

Length	293 ⁺⁶ / ₋₄ mm
Stroke	44 mm

👁 Öhlins products are subject to continuous improvement and development, therefore, although these instructions include the most up-to-date information available at the time of printing, minor updates may occur.

To find the latest information contact an Öhlins distributor. Please contact Öhlins if you have any questions regarding the contents in this document.

Part no. MI_IN524_EN_1
Issued 2016-03-15

© Öhlins Racing AB. All rights reserved. Any reprinting or unauthorized use without the written permission of Öhlins Racing AB is prohibited.

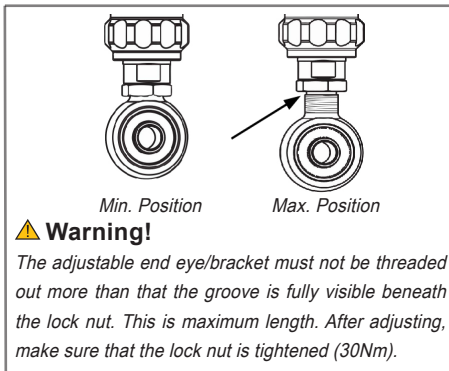
Öhlins Racing AB
Box 722
SE-194 27 Upplands Väsby,
Sweden Phone +46 8 590 025 00
fax +46 8 590 025 80



ADJUSTMENTS

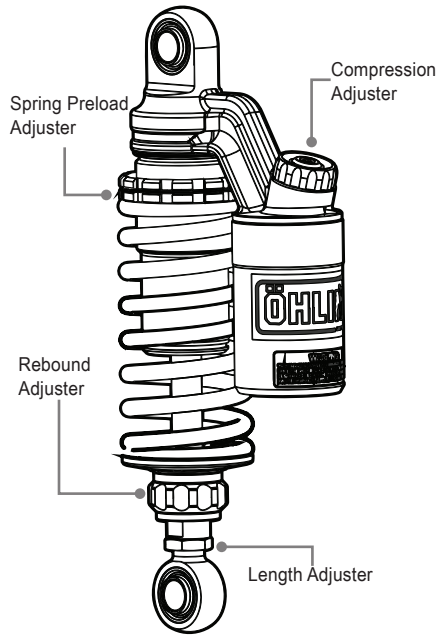
⚠ Warning!

Before riding, always make sure that the basic settings made by Öhlins are according to recommended Set-up Data. Read about adjustments and setting up in the Öhlins Owner's Manual before you make any adjustments. Contact an Öhlins dealer if you have any questions about setting up.



⚠ Warning!

The adjustable end eye/bracket must not be threaded out more than that the groove is fully visible beneath the lock nut. This is maximum length. After adjusting, make sure that the lock nut is tightened (30Nm).



SET-UP DATA

Recommended set-up

Spring Preload	30 mm
Compression Adjuster.....	15 Clicks
Rebound Adjuster	12 Clicks

Spring

Part No	60281-30
Free spring length	180 mm
Spring rate.....	41N/mm
Preload adjustment range	[0-53]mm

Shock absorber data

Length	293 ⁺⁶ / ₋₄ mm
Stroke	44 mm

👁 Öhlins products are subject to continuous improvement and development, therefore, although these instructions include the most up-to-date information available at the time of printing, minor updates may occur.

To find the latest information contact an Öhlins distributor. Please contact Öhlins if you have any questions regarding the contents in this document.

Part no. MI_IN524_EN_1
Issued 2016-03-15

© Öhlins Racing AB. All rights reserved. Any reprinting or unauthorized use without the written permission of Öhlins Racing AB is prohibited.

Öhlins Racing AB
Box 722
SE-194 27 Upplands Väsby,
Sweden Phone +46 8 590 025 00
fax +46 8 590 025 80





Note!

Please note that this image is a general representation of the product and may differ slightly from your product.

Note!

Please note that during storage and transportation, especially at high ambient temperature, some of the oil and grease used for assembling may leak and stain the packaging. This is in no way detrimental to the product, wipe off the excessive oil/grease with a cloth.

Note!

Before installing this product, check the contents of the kit. If anything is missing, please contact an Öhlins dealer.

Kit Contents

Description	Part No	Pcs
Shock absorber	IN524	2
Sticker Öhlins	00192-01	2
Sticker Öhlins	01185-01	2
Sticker Öhlins	01185-04	2
C-spanner	60710-01	2
Owner's manual	07241-02	1

Warning!

This product is designed to use without saddlebags if in doubt, please check to ensure fit.

Warning!

Before installing this product, read the Öhlins Owner's Manual. The shock absorber is an important part of your vehicle and will affect the stability.

Shock Absorber for Indian Scout

IN 524

Mounting Instructions