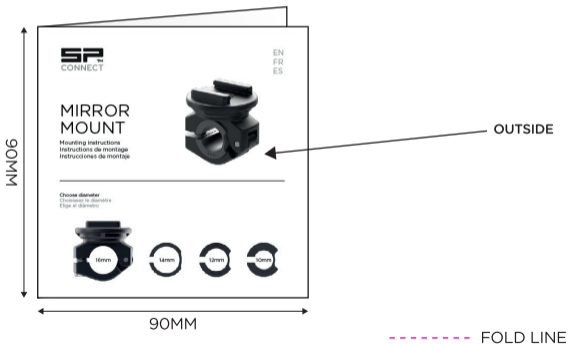
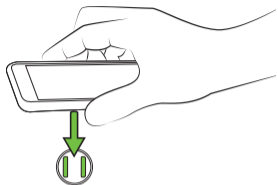


# PRINT INSTRUCTION





**SP**  **CONNECT**

SP Connect is a registered trademark © 2018 SP United / PATENT PENDING SYSTEM / All rights reserved  
FR: SP Connect est une marque déposée © 2018 SP United / système avec brevet en instance / Tous droits réservés  
ES: SP Connect es una marca registrada © 2018 SP United / sistema con patentes pendientes / Todos los derechos reservados

**SP**<sup>TM</sup>  
CONNECT

EN  
FR  
ES

## MIRROR MOUNT

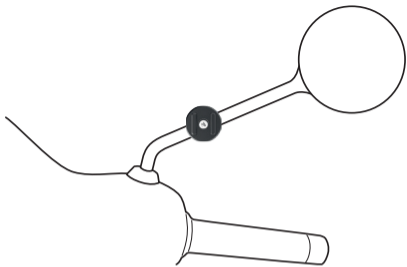
Mounting instructions  
Instructions de montage  
Instrucciones de montaje



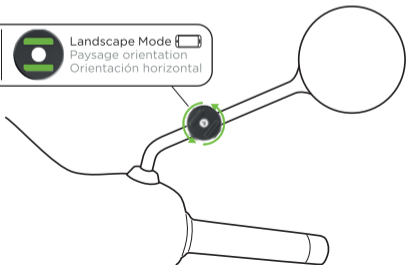
Choose diameter  
Choisissez le diamètre  
Elige el diámetro



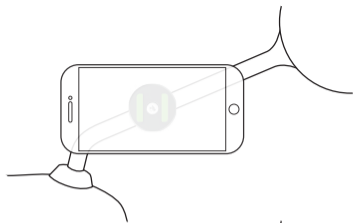
1. Choose mounting position  
Choisir position  
Elegir la posición



2. Adjust Micro Rail Head  
Ajuster la tête  
Ajustar la cabeza



3. Place Phone  
Placez le téléphone  
Coloque el teléfono



4. Turn 90° Clockwise  
Tournez le à 90 degrés  
Giralo 90°



5. Locked!  
Serrure  
Bloquear

